

Environment Overview and Scrutiny Panel

Wednesday, 19 July 2023, 10.00 am, County Hall, Worcester

Membership

Councillors:

Cllr Alastair Adams (Chairman), Cllr Tony Muir (Vice Chairman), Cllr Dan Boatright-Greene, Cllr Peter Griffiths, Cllr Paul Harrison, Cllr Emma Marshall, Cllr Beverley Nielsen, Cllr David Ross and Cllr Emma Stokes

Agenda Supplement

Item No	Subject	Page No
6	Performance and 2022/23 Year End Budget Monitoring – revised pages 30-33	1 - 4

Agenda produced and published by the Assistant Director for Legal and Governance, County Hall, Spetchley Road, Worcester WR5 2NP.

To obtain further information or a copy of this agenda, please contact Alyson Grice (01905 844962)/ Alison Spall 01905 846607 email: scrutiny@worcestershire.gov.uk

All the above reports and supporting information can be accessed via the Council's website [here](#)

Date of Issue: Tuesday, 11 July 2023

This page is intentionally left blank

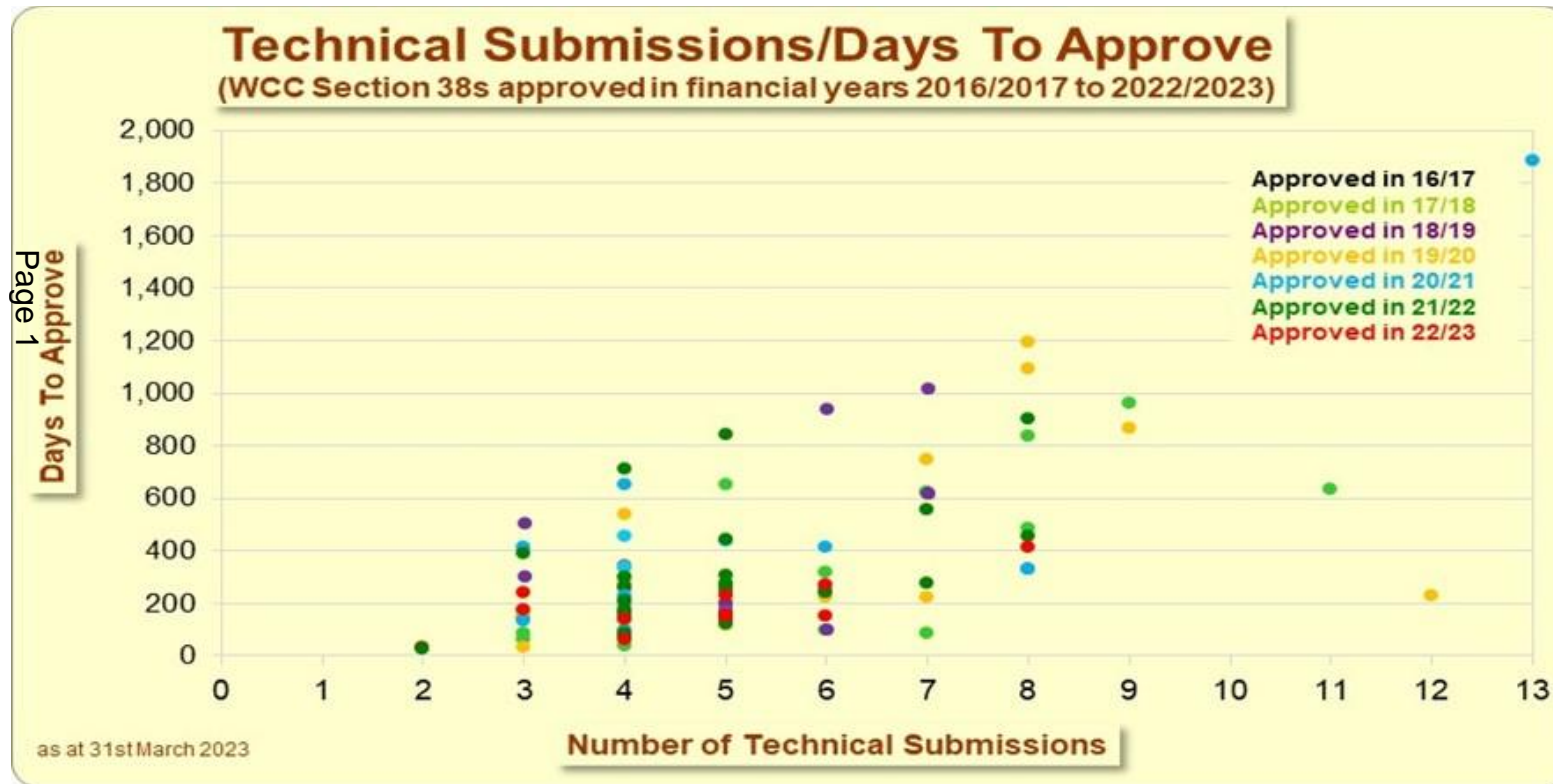
Environment Overview and Scrutiny Panel Performance Summary Addendum

Contents

Environment Overview and Scrutiny Panel Performance Summary 1

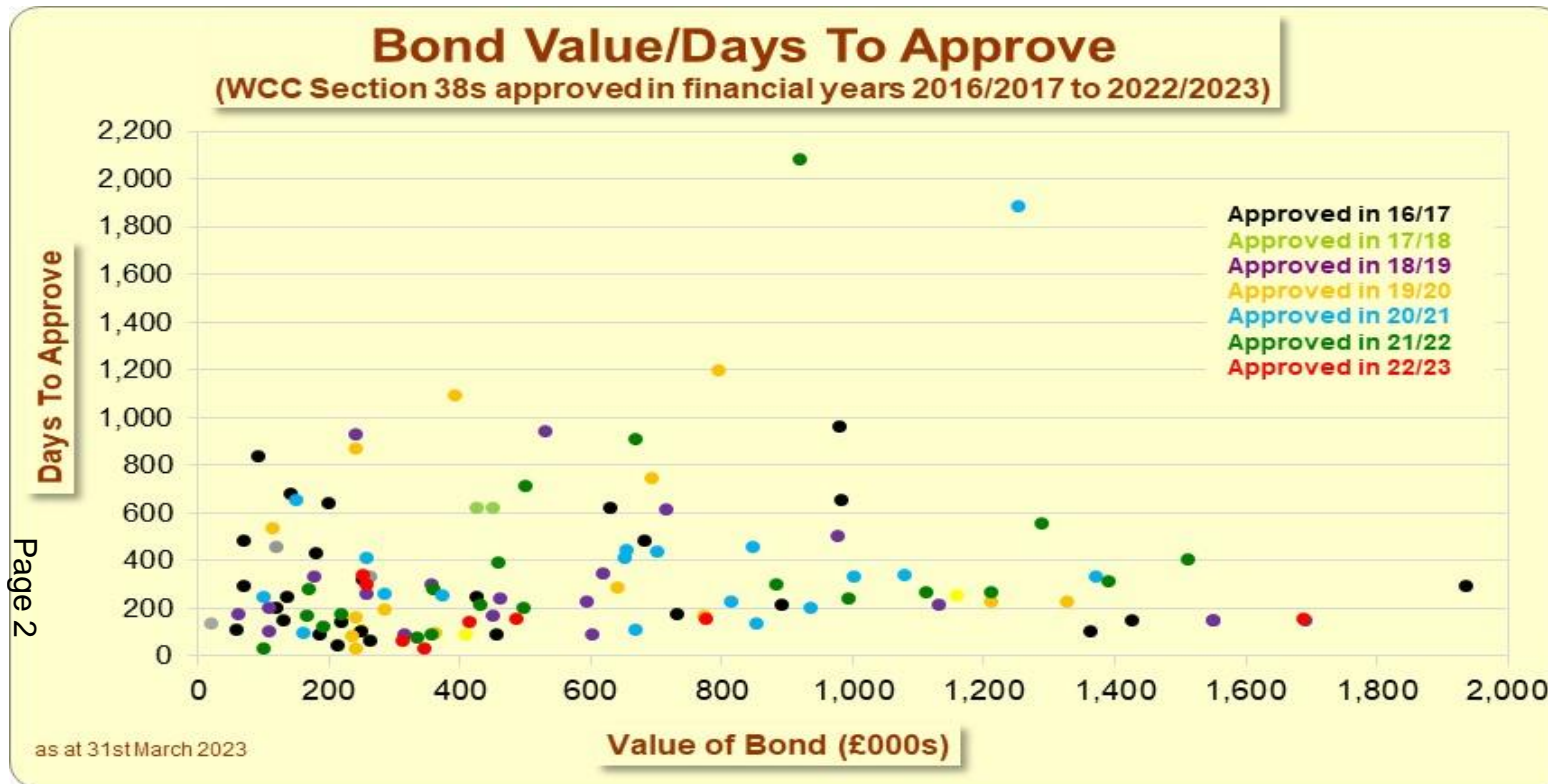
Development Control Technical Submissions/Days To Approve Graphs..... 1

Development Control Technical Submissions/Days To Approve Graphs

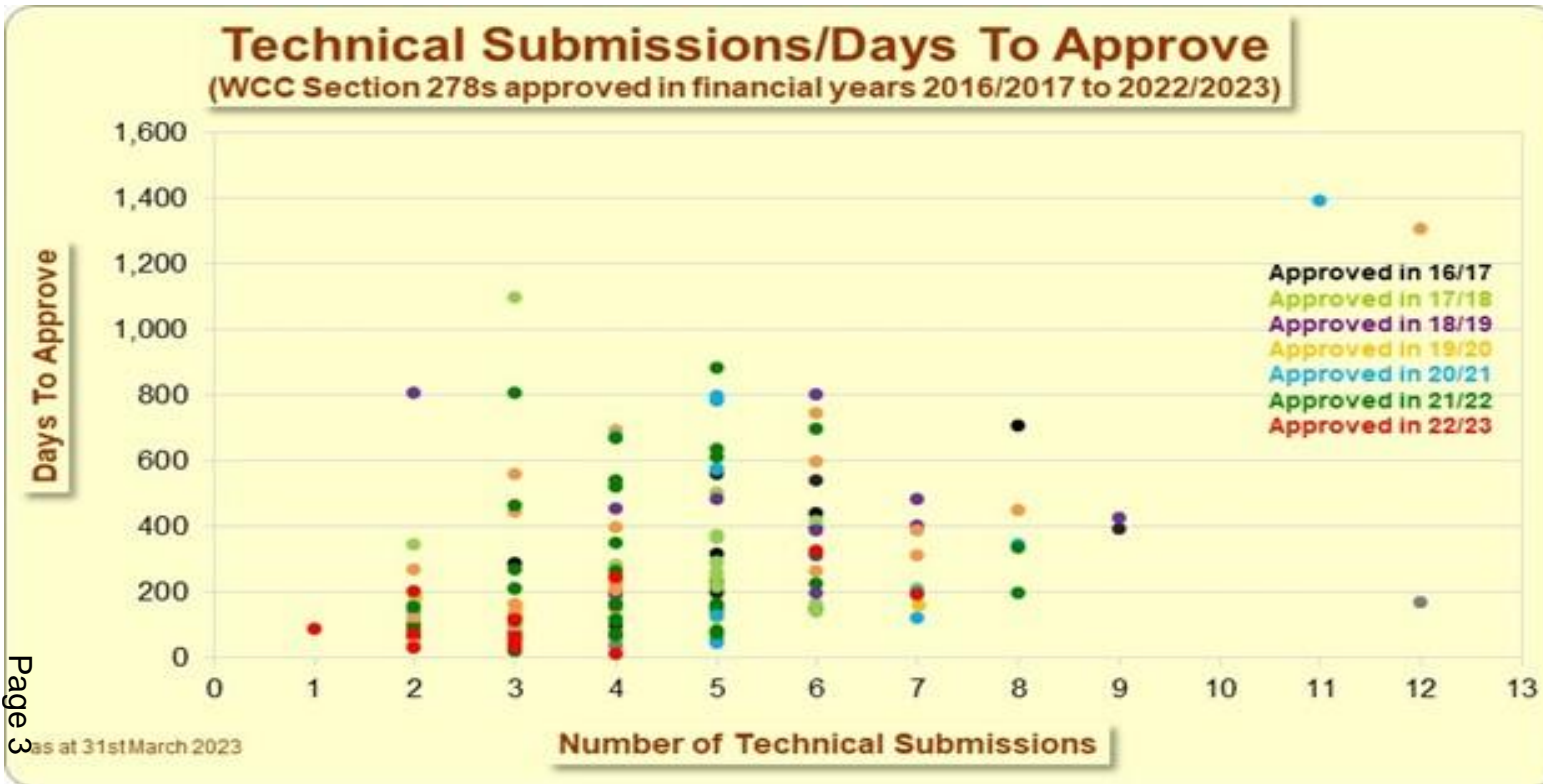


- The average number of days to approve the 15 38s approved in the 2022/2023 financial year was 323.
- The average number of days to approve the 27 38s approved in the 2021/2022 financial year was 372.
- The days-to-approve average for the 16 38s approved in the 2020/2021 financial year was 411.
- Average days-to-approve figures can be significantly affected by one or two schemes that take longer to reach approval, hence the measures put in place to improve monitoring and to address key issues.

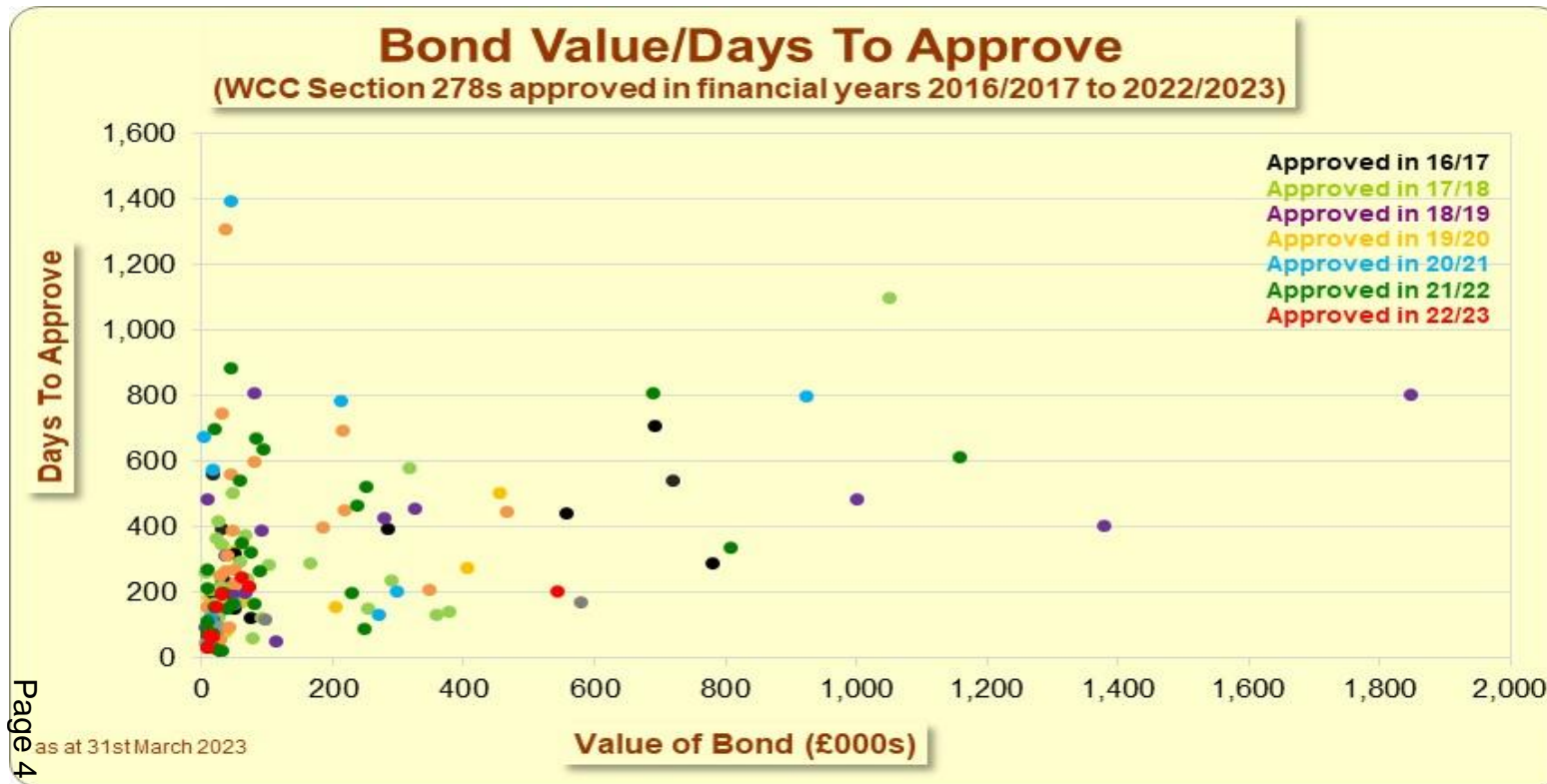
- The 38s approved in 2022/2023 involved on average 5 Technical Submissions, although 4 required only 4 or less. The highest number required was 8.
- For those 38s approved in the 2021/2022 financial year, the average number of Technical Submissions was 5. Of those 27 approvals, 14 (51.9%) required 4 or less.



- The average bond value of the 38s approved in the 2022/2023 financial year was £848,400.
- The average is inflated somewhat by the combined figure of £3,239,000 for phases 2 and 3 of Bellway's residential development at Whitford Road, Bromsgrove. Both schemes were approved after 151 days and 5 Technical Submissions.
- The average bond value of schemes reaching approval in the previous financial year (2021/2022) was £595,699. The highest bond value was £1,390,700 for phase 2 of the Lea Castle development in Kidderminster, which was approved after 308 days and 5 Technical Submissions.



- Of the schemes submitted since the review of the Development Control function began in January 2021, the average number of related Technical Submissions is 3 and the days-to-approve average is 90.
- The 27 278s submitted in the year prior to the review commencing and which have reached approval required on average 278 days to do so.
- The average number of Technical Submissions required for 2022/2023's 21 approved schemes was 4, although 8 (38.1%) involved 3 or less.
- For any new schemes, regular monitoring is in place to manage the Technical Approval process more effectively. This is coupled with closer liaison and meetings with developers where required.



- The average bond value of the 21 278s reaching approval in the period from 1st April 2022 to 31st March 2023 was £25,873.
- Of 2022/2023's submissions, the highest Bond Value (£59,900) related to the access road scheme for Kidderminster Road, Bewdley, received from Persimmon Homes.
- The average value for schemes approved in 2021/2022 was £174,443, with the highest bond being £925,000 for Bloor Homes' Martley Road, Lower Broadheath (B4204) roundabout.